

Model

Designation	SC18/18G	220-240V/50Hz 1~	Sales code:	104G8880
-------------	-----------------	------------------	-------------	-----------------

Compressor design

Oil type	Polyolester	Refrigerant(s)	R134a
Oil viscosity	22cST	Displacement	35,38cm ³ / 2,16cu.in
Oil quantity	1238cm ³ / 41,9fl.oz	Compressors on pallet	18
Refr. charge - tech. limit	2200g / 77,6oz		
Free gas volume comp.	2920cm ³ / 98,7fl.oz		
Weight	28kg / 61,7lbs		
Motor protection	1# internal		
Winding resistance main	3,7Ω (at 25°C)		
Winding resistance aux	14Ω (at 25°C)		
Max. winding temp.	125°C / 257°F		
Max. discharge temp.	135°C / 275°F		



General - Configurations with SC18/18G

	Conf. 1
Motorconfiguration	CSIR
Power supply (nominal)	220-240V/50Hz
Number of phases	1
Voltage range	187-254V
Approvals	CCC, VDE
Starting torque	HST
Note	- / -

Applications with SC18/18G

	Conf. 1
Refrigerant	R134a
Application	LBP+MBP+HBP
System cooling	fan 3m/s
Hot gas defrost	OK
Long interval pull down	OK

Electrical data - Configurations with SC18/18G

	Conf. 1
Starting device type	relay
Run capacitor	- / -
Start capacitor	80μF
LRA (locked rotor amps / 4s)	2x 20,43A
RLA (rated load amps / 1s)	2x 3,9A
Cut in current	2x 20,43A

PT. POLARIN XININDO

Pergudangan Duta Niaga No. 9BL/BK
 Jl. Halim Perdana Kusuma
 Jurumudi Baru, Benda – Tangerang 15124

Telpon: (021) 80627021 , (021) 55787961
 WhatsApp: 085722 611 888 (Chat Only)
 Email : sales@polarin.co.id

Model

Designation	SC18/18G	220-240V/50Hz	Conf. 1	Sales code:	104G8880
-------------	-----------------	----------------------	----------------	-------------	-----------------

Configuration

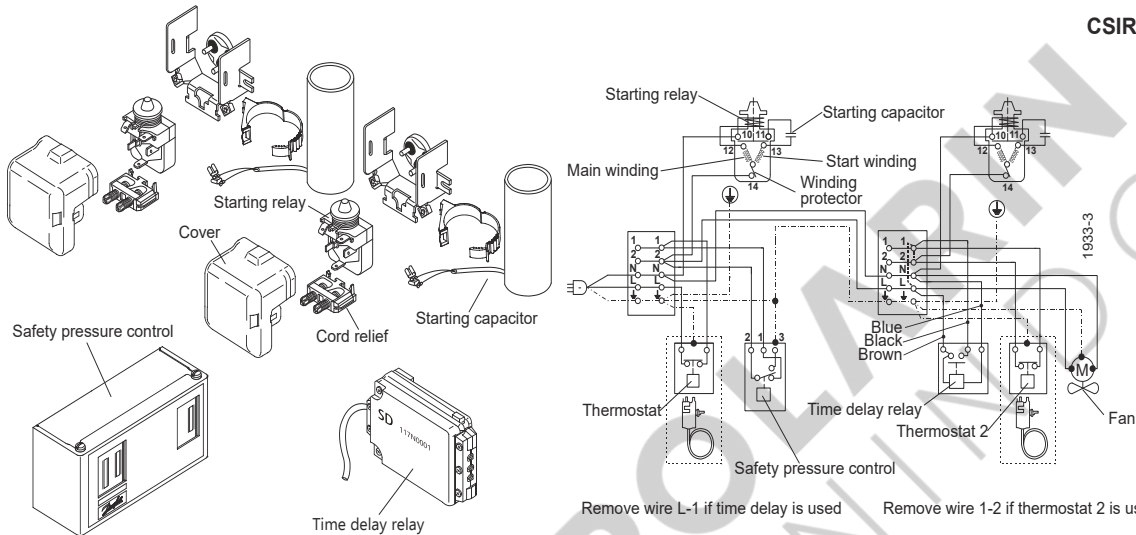
Motorconfiguration	CSIR
Power supply (nominal)	220-240V/50Hz 1~
Refrigerant	R134a
Application	LBP+MBP+HBP
Voltage range	187-254V
Starting torque	HST
Approvals	CCC, VDE,

Ambient/ machine room temperatures minimum /maximum

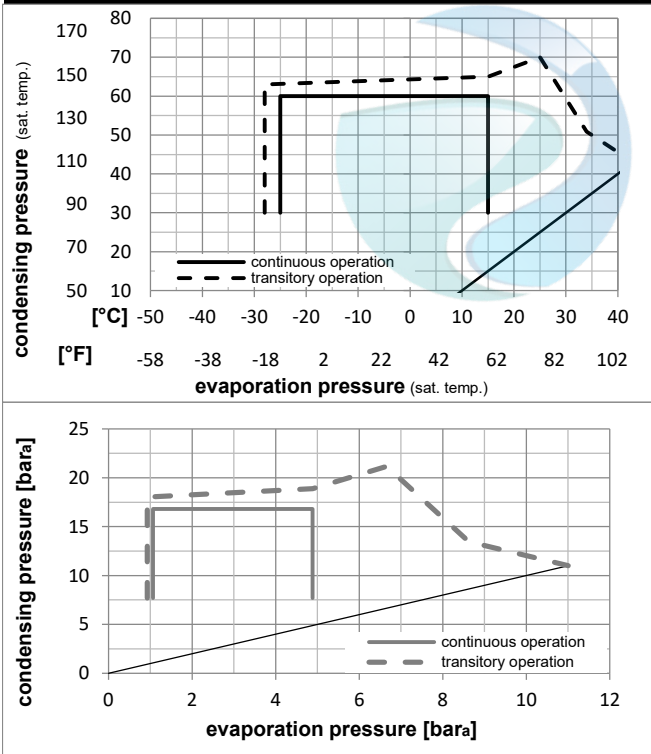
Ambient temperature range:	10 - 43°C / 50 - 110°F
Machine room temperature range:	10 - 48°C / 50 - 119°F
Compressor cooling:	fan 3m/s

Operation Limits

Electrical accessories / wiring diagram

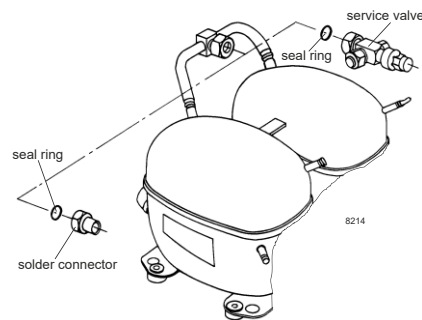


Operation pressure range



Components

a2	relay	117U6019
c	start capacitor (80µF)	117U5017
d	cord relief	103N1004
b	plastic cover	103N2009
.	Check valve (to be used with time-delay relay)	020-1014
.	Service valve 12mm	118-7350
.	Solder connector (alternative) 12 mm	104B0584
.	Seal ring for service valve and solder conn.	118-3638



Model

Designation **SC18/18G** **220-240V/50Hz** Conf. 1 Sales code: **104G8880**

Optimization + standard conditions

R134a, 220V/50Hz, CSIR, fan 3m/s, CCC, VDE

		Evaporating pressure (saturation temperature)				Condensing pressure (saturation temperature)			Return gas temp.		Liquid temp.		Cooling capacity			COP	EER	Power consumption		
		pe	pc	RGT	Tliq	[W]	[Btu/h]	[kcal/h]	[W/W]	[Btu/Wh]	[kcal/Wh]	P1	I	m						
[°C]	[°F]	[°C]	[°F]	[°C]	[°F]							[W]	[A]	[kg/h]						
-23	-10	54	130	32	90	780,7	2666	671,9	1,12	3,83	0,96	696,8	5,22	15,16						ASHRAE LBP
-7	20	54	130	35	95	1777,0	6069	1529,3	1,63	5,58	1,41	1088,2	6,33	38,77						ASHRAE MBP
7,2	45	54	130	35	95	3227,6	11023	2777,7	2,24	7,65	1,93	1441,3	7,64	71,60						ASHRAE HBP
-35	-31	40	104	20	68	312,8	1068	269,2	0,74	2,53	0,64	423,0	4,51	6,86						EN12900 LBP
-10	14	45	113	20	68	1527,4	5216	1314,5	1,63	5,58	1,41	935,3	5,83	35,75						EN12900 MBP
5	41	50	122	20	68	2697,4	9212	2321,4	2,04	6,96	1,75	1322,8	7,16	67,97						EN12900 HBP

Performance tables

R134a, 220V/50Hz, CSIR, fan 3m/s, CCC, VDE

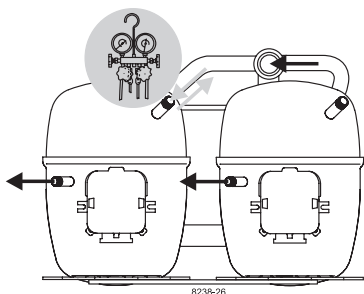
	pe		Cooling capacity			COP	EER	P1			I	m
	[°C]	[°F]	[W]	[Btu/h]	[kcal/h]	[W/W]	[Btu/Wh]	[kcal/Wh]	[W]	[A]	[kg/h]	
[°C / °F]	-25	-13	673,3	2299	579,4	1,08	3,69	0,93	623,3	5,03	14,59	
cond. pressure	-20	-4	930,3	3177	800,7	1,28	4,37	1,10	726,8	5,28	20,21	
pc= 45/113	-10	14	1584,6	5412	1363,7	1,69	5,79	1,46	935,3	5,83	34,68	
return gas temp.	-5	23	1993,2	6807	1715,4	1,91	6,53	1,65	1042,5	6,14	43,83	
RGT= 32/90	0	32	2463,8	8414	2120,3	2,14	7,30	1,84	1153,0	6,51	54,49	
liquid temp	5	41	3001,9	10252	2583,4	2,37	8,09	2,04	1267,9	6,93	66,83	
Tliq= 45/113	15	59	4303,6	14698	3703,8	2,84	9,70	2,44	1515,0	8,01	97,48	
[°C / °F]	-25	-13	566,1	1933	487,2	0,86	2,92	0,74	661,7	5,13	13,54	
cond. pressure	-20	-4	787,2	2688	677,5	1,01	3,46	0,87	778,1	5,44	18,88	
pc= 55/131	-10	14	1368,7	4674	1177,9	1,35	4,61	1,16	1013,8	6,10	33,10	
return gas temp	-5	23	1740,5	5944	1497,9	1,53	5,24	1,32	1135,2	6,49	42,31	
RGT= 32/90	0	32	2173,8	7424	1870,8	1,72	5,89	1,48	1260,4	6,92	53,17	
liquid temp	5	41	2674,5	9134	2301,7	1,92	6,57	1,66	1390,4	7,43	65,90	
Tliq= 55/131	15	59	3900,3	13320	3356,6	2,34	7,98	2,01	1669,2	8,68	97,97	

PT. POLARIN XININDO

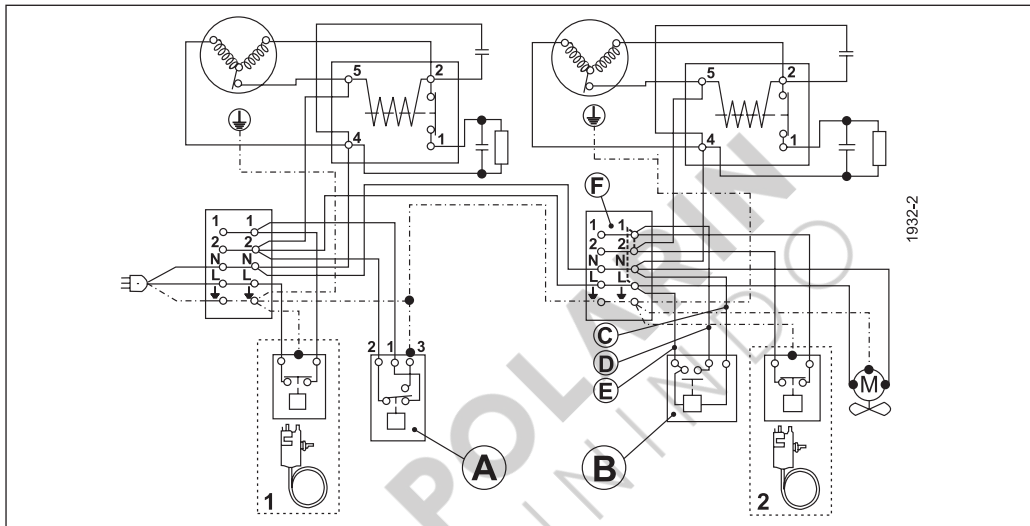
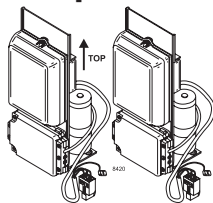
Pergudangan Duta Niaga No. 9BL/BK
 Jl. Halim Perdana Kusuma
 Jurumudi Baru, Benda – Tangerang 15124

Telpon: (021) 80627021 , (021) 55787961
 WhatsApp: 085722 611 888 (Chat Only)
 Email : sales @polarin.co.id

SC Twin Compressors



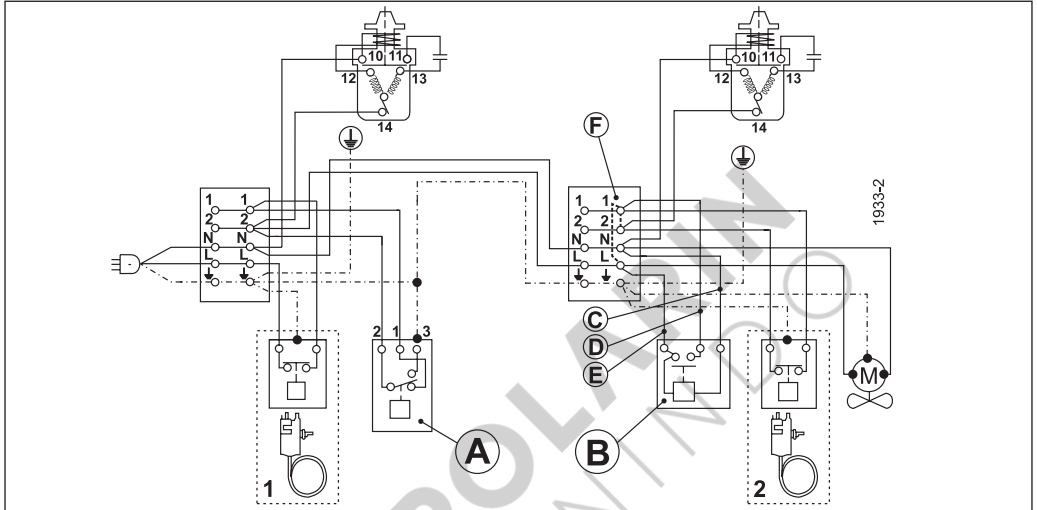
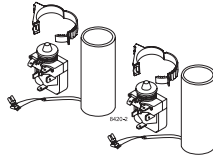
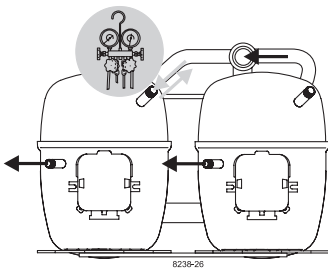
8238-26



1932-2

	A	B	C	D	E	F	
ENGLISH	Safety pressure control	Time delay relay	Blue	Black	Brown	Remove wire L-1 if time delay is used	Remove wire 1-2 if thermostat 2 is used
中文	安全压力控制	延时继电器	蓝	黑	棕	若延时继电器使用, 线L-1不使用	若温控器2使用, 线1-2不使用
Русский	Предохранительное реле давления	Реле задержки времени	Синий	Чёрный	Коричневый	Отсоедините провод L-1, если используется реле задержки времени	Отсоедините провод 1-2, если используется термостат 2
DEUTSCH	Sicherheitsdruckschalter	Zeitrelais (verzögernd)	Blau	Schwarz	Braun	Bei Benutzung der Anlaßverzögerung Brücke L-1 entfernen	Bei Benutzung von Thermostat 2 Brücke 1-2 entfernen
FRANÇAIS	Pressostat	Relais de temporisation	Bleu	Noir	Marron	Supprimer la connection L-1 si le relais de temporisation est utilisé	Supprimer la connection 1-2 si thermostat 2 est utilisé
ESPAÑOL	Presostato de seguridad	Relé de retardo	Azul	Negro	Marrón	Quitar cable L-1, si se utiliza un relé de retardo	Quitar cable 1-2, si se utiliza el termostato 2
ITALIANO	Pressostato	Relè di ritardo avviamento	Blu	Nero	Marrone	Eliminare il cavo L-1 se è utilizzato il ritardatore	Eliminare il cavo 1-2 se è utilizzato il termostato 2
NEDERLANDS	Pressostaat	Tijdvertraging-relais	Blauw	Zwart	Bruin	Verwijder draad L-1 indien tijdvertraging wordt toegepast	Verwijder draad 1-2 indien thermostaat wordt toegepast
DANSK	Sikkerhedspressostat	Tidsforsinkel-sesrelæ	Blå	Sort	Brun	Ved tidsforsinkel-se fjernes ledning L-1	Ved termostat 2 fjernes ledning 1-2
SVENSKA	Säkerhetspressostat	Tidsfördröjningsrelä	Blå	Svart	Brun	Vid anslutning av tidfördröjningsrelä avlägsnas bygling L-1	Vid anslutning av termostat 2 avlägsnas bygling 1-2

SC Twin Compressors



	A	B	C	D	E	F	
ENGLISH	Safety pressure control	Time delay relay	Blue	Black	Brown	Remove wire L-1 if time delay is used	Remove wire 1-2 if thermostat 2 is used
中文	安全压力控制	延时继电器	蓝	黑	棕	若延时继电器使用, 线L-1不使用	若温控器2使用, 线1-2不使用
Русский	Предохранительное реле давления	Реле задержки времени	Синий	Чёрный	Коричневый	Отсоедините провод L-1, если используется реле задержки времени	Отсоедините провод 1-2, если используется термостат 2
DEUTSCH	Sicherheitsdruckschalter	Zeitrelais (verzögernd)	Blau	Schwarz	Braun	Bei Benutzung der Anlaufverzögerung Brücke L-1 entfernen	Bei Benutzung von Thermostat 2 Brücke 1-2 entfernen
FRANÇAIS	Pressostat	Relais de temporisation	Bleu	Noir	Marron	Supprimer la connection L-1 si le relais de temporisation est utilisé	Supprimer la connection 1-2 si thermostat 2 est utilisé
ESPAÑOL	Presostato de seguridad	Relé de retardo	Azul	Negro	Marrón	Quitar cable L-1, si se utiliza un relé de retardo	Quitar cable 1-2, si se utiliza el termostato 2
ITALIANO	Pressostato	Relè di ritardo avviamento	Blu	Nero	Marrone	Eliminare il cavo L-1 se è utilizzato il ritardatore	Eliminare il cavo 1-2 se è utilizzato il termostato 2
NEDERLANDS	Pressostaat	Tijdvertraging-relais	Blauw	Zwart	Bruin	Verwijder draad L-1 indien tijdvertraging wordt toegepast	Verwijder draad 1-2 indien thermostaat wordt toegepast
DANSK	Sikkerhedspressostat	Tidsforsinkelserelæ	Blå	Sort	Brun	Ved tidsforsinkelse fjernes ledning L-1	Ved termostat 2 fjernes ledning 1-2
SVENSKA	Säkerhetspressostat	Tidsfördröjningsrelä	Blå	Svart	Brun	Vid anslutning av tidsfördröjningsrelä avlägsnas bygling L-1	Vid anslutning av termostat 2 avlägsnas bygling 1-2

Secop accepts no responsibility for possible errors in catalogs, brochures, and other printed material. Secop reserves the right to alter its products without notice. This also applies to products already on order provided that such alterations can be made without subsequent changes being necessary to specifications already agreed. All trademarks in this material are the property of the respective companies. Secop and the Secop logotype are trademarks of Secop GmbH. All rights reserved. www.secop.com