

**NEU6215GK**



**ENGINEERING CODE**  
959ND92

**REFRIGERANT**  
R-404A

**POWER SUPPLY**  
208-230 V 60 Hz

**APPLICATION**  
MBP

**MOTOR TYPE**  
CSIR

**STANDARD**  
CECOMAF

**COOLING CAPACITY**  
976 W

**EFFICIENCY**  
1.17 W/W



**DATA**

**GENERAL DATA**

Model	NEU6215GK
Type	Hermetic Reciprocating
Technology	ON/OFF
Compressor Application	MBP
Expansion Device	Capillary Tube or Expansion Valve
Compressor Cooling	Fan/230
HP	3/4
Starting Torque	HST
Plant	SLOVAKIA

**ELECTRICAL DATA**

Start Winding Resistance	10.53 Ω at 25°C
Run Winding Resistance	2.92 Ω at 25°C
Locked Rotor Amperage (LRA) 60Hz	30 A

## MECHANICAL DATA

Displacement	12.11 cm <sup>3</sup>
Oil Charge	350 ml
Oil Type	ESTER
Oil Viscosity	ISO22
Weight	11.6 Kg

## ELECTRICAL COMPONENTS

Start Capacitor	108-130 µf/330 V
CSR CSIR BOX	No
Starting Device Type	RELAY
Starting Device Description	MTRPH-60-31*
Overload Protection	T0558/J5

## PERFORMANCE

### TESTED CONDITIONS

Tested Refrigerant	R-404A
Tested Application	MBP
Tested Standard	CECOMAF
Tested Cooling	Fan
Tested Voltage	230 V
Refrigerant Temperature	Dew

### RATED POINTS

Condensing Temperature °C	Evaporating Temperature °C	Cooling Capacity W	Efficiency W/W	Power Consumption W	Current A	Gas Flow Rate kg/h
55	-10	976	1.17	832	-	31.17

Test Condition: Subcooling 0 K, Return Gas 32 °C. Data are an indication of performance based simulation.

### PERFORMANCE CURVE

Condensing Temperature 35°C

Evaporating Temperature °C	Cooling Capacity W	Efficiency W/W	Power Consumption W	Current A	Gas Flow Rate kg/h
-20	915	1.50	611	-	22.00
-15	1132	1.67	677	-	27.40
-10	1385	1.86	746	-	33.75
-5	1677	2.06	814	-	41.19
0	2008	2.30	874	-	49.85

Test Condition: Subcooling 0 K, Return Gas 32 °C. Data are an indication of performance based simulation.

## PERFORMANCE CURVE

Condensing Temperature 45°C

Evaporating Temperature °C	Cooling Capacity W	Efficiency W/W	Power Consumption W	Current A	Gas Flow Rate kg/h
-20	778	1.19	655	-	21.05
-15	969	1.34	722	-	26.41
-10	1190	1.48	802	-	32.69
-5	1443	1.62	889	-	40.01
0	1730	1.77	975	-	48.51

Test Condition: Subcooling 0 K, Return Gas 32 °C. Data are an indication of performance based simulation.

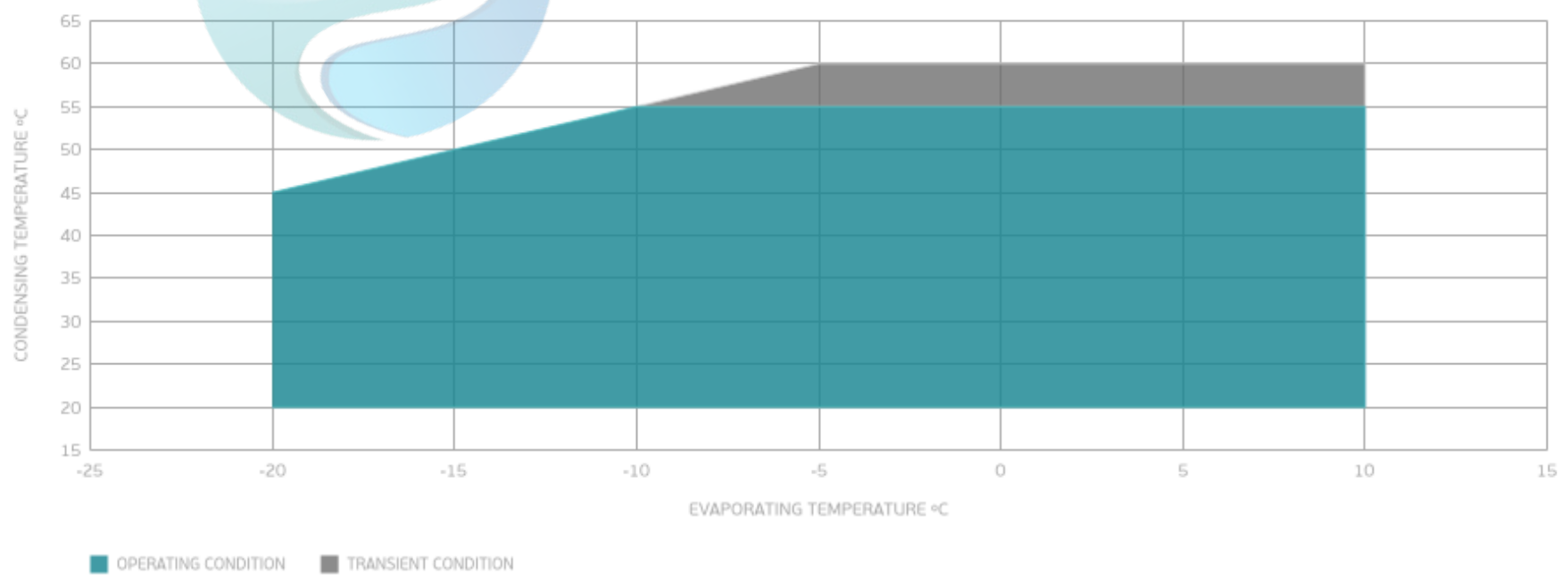
## PERFORMANCE CURVE

Condensing Temperature 55°C

Evaporating Temperature °C	Cooling Capacity W	Efficiency W/W	Power Consumption W	Current A	Gas Flow Rate kg/h
-10	976	1.17	832	-	31.17
-5	1189	1.28	926	-	38.41
0	1430	1.39	1030	-	46.77

Test Condition: Subcooling 0 K, Return Gas 32 °C. Data are an indication of performance based simulation.

## ENVELOPE



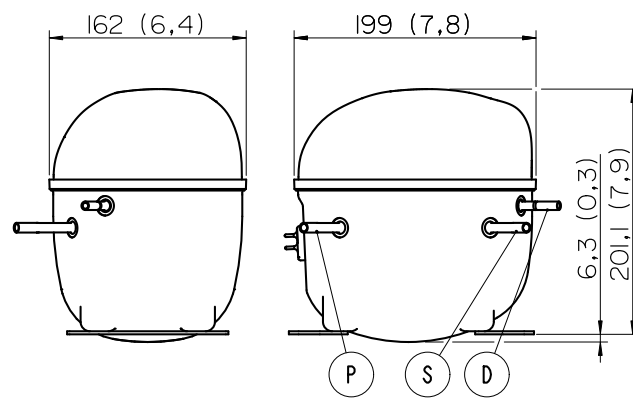
## External

### EXTERNAL CHARACTERISTICS

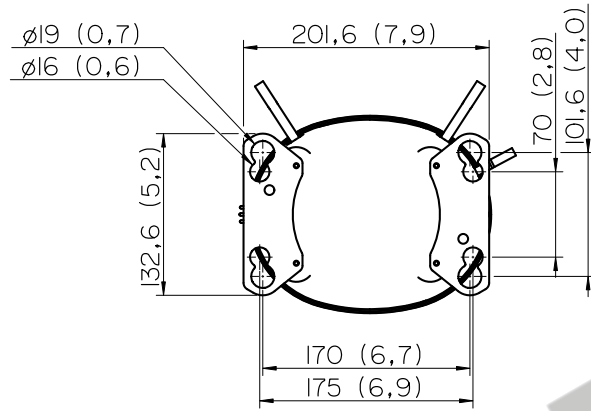
Base Plate		UNI	
Tray Holder		NO	
Connector	Internal Diameter	Shape	Material
Suction	8.03 mm	SLANTED 42°	COPPER
Discharge	6.45 mm	STRAIGHT	COPPER
Process	6.45 mm	SLANTED 42°	COPPER

## EXTERNAL DIMENSIONS

### SHELL



### BASE



Telpon : (021) 80627021 , (021) 55787961  
WhatsApp : 085722 611 888 (Chat Only)  
Email : sales@polarin.co.id

### PT. POLARIN XININDO

Pergudangan Duta Niaga No. 9BL/BK  
Jl. Halim Perdana Kusuma  
Jurumudi Baru, Benda - Tangerang 15124