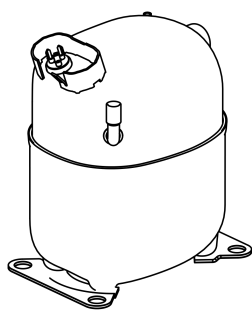


**NJ9232GK**



**ENGINEERING CODE**  
943FD11

**REFRIGERANT**  
R-404A

**POWER SUPPLY**  
208-230 V 60 Hz

**APPLICATION**  
MBP

**MOTOR TYPE**  
CSCR

**STANDARD**  
AHRI

**COOLING CAPACITY**  
2669 W

**EFFICIENCY**  
1.79 W/W



**DATA**

**GENERAL DATA**

Model	NJ9232GK
Type	Hermetic Reciprocating
Technology	ON/OFF
Compressor Application	MBP
Expansion Device	Capillary Tube or Expansion Valve
Compressor Cooling	Fan/230
HP	1 1/4
Starting Torque	HST
Plant	SLOVAKIA

**ELECTRICAL DATA**

Start Winding Resistance	5.56 Ω at 25°C
Run Winding Resistance	1.23 Ω at 25°C
Locked Rotor Amperage (LRA) 60Hz	47 A

## MECHANICAL DATA

Displacement	26.11 cm <sup>3</sup>
Oil Charge	750 ml
Oil Type	ESTER
Oil Viscosity	ISO22
Weight	21.4 Kg

## ELECTRICAL COMPONENTS

Start Capacitor	88-108 µf/330 V
Run Capacitor	20.0 µf/400 V
CSR CSIR BOX	Yes
Starting Device Description	RVA2L3C-112
Overload Protection	15HM1952-248 (internal)

## PERFORMANCE

### TESTED CONDITIONS

Tested Refrigerant	R-404A
Tested Application	MBP
Tested Standard	AHRI
Tested Cooling	Fan
Tested Voltage	230 V
Max Refrigerant Charge	800 g
Refrigerant Temperature	Dew

### RATED POINTS

Condensing Temperature °C	Evaporating Temperature °C	Cooling Capacity W	Efficiency W/W	Power Consumption W	Current A	Gas Flow Rate kg/h
43.3	-6.7	2669	1.79	1494	-	79.88

Test Condition: Subcooling 0 K, Return Gas 18.3 °C. Data are an indication of performance based simulation.

### PERFORMANCE CURVE

Condensing Temperature 35°C

Evaporating Temperature °C	Cooling Capacity W	Efficiency W/W	Power Consumption W	Current A	Gas Flow Rate kg/h
-20	1711	1.59	1079	-	44.86
-15	2187	1.80	1216	-	57.80
-10	2743	2.04	1345	-	73.15
-5	3378	2.32	1454	-	91.07
0	4091	2.67	1532	-	111.74

Test Condition: Subcooling 0 K, Return Gas 18.3 °C. Data are an indication of performance based simulation.

**PERFORMANCE CURVE**

Condensing Temperature 45°C

Evaporating Temperature °C	Cooling Capacity W	Efficiency W/W	Power Consumption W	Current A	Gas Flow Rate kg/h
-20	1353	1.24	1089	-	40.38
-15	1757	1.42	1238	-	52.91
-10	2224	1.59	1398	-	67.69
-5	2756	1.77	1557	-	84.91
0	3349	1.97	1702	-	104.74

Test Condition: Subcooling 0 K, Return Gas 18.3 °C. Data are an indication of performance based simulation.

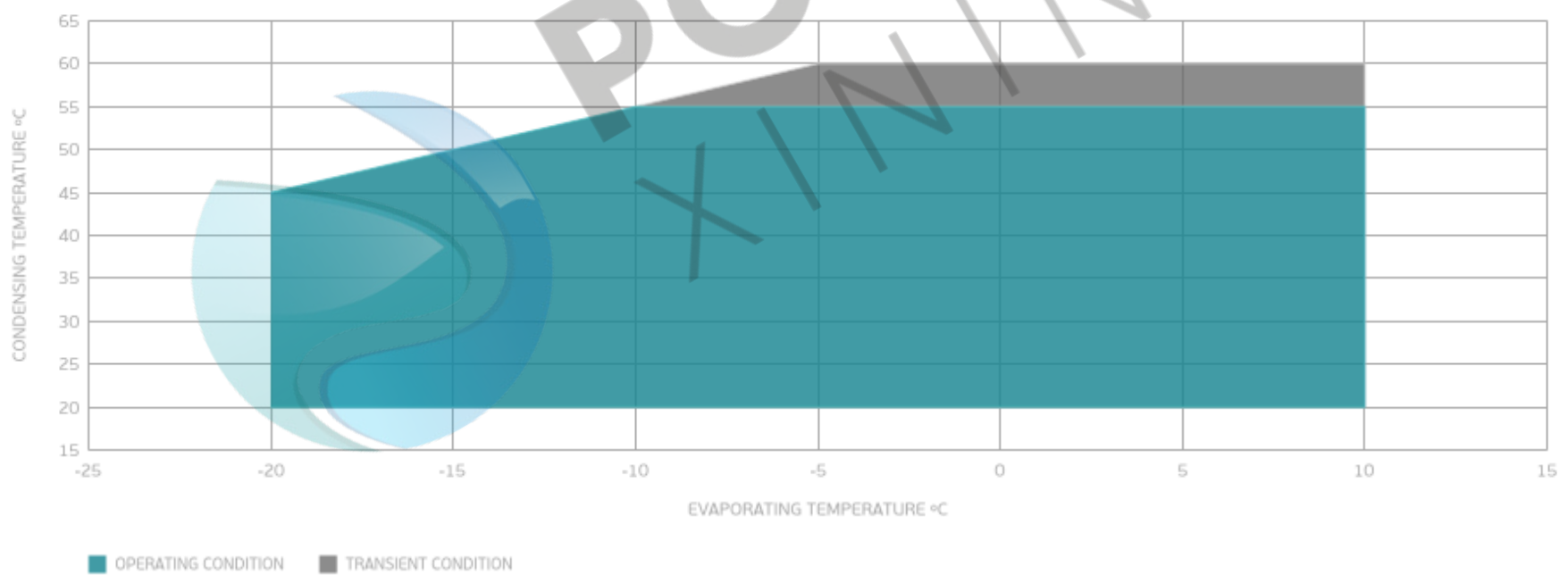
**PERFORMANCE CURVE**

Condensing Temperature 55°C

Evaporating Temperature °C	Cooling Capacity W	Efficiency W/W	Power Consumption W	Current A	Gas Flow Rate kg/h
-10	1679	1.19	1410	-	60.45
-5	2106	1.32	1595	-	76.97
0	2580	1.45	1784	-	95.96

Test Condition: Subcooling 0 K, Return Gas 18.3 °C. Data are an indication of performance based simulation.

**ENVELOPE**



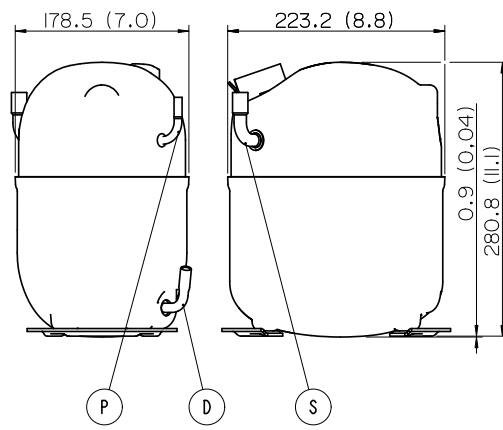
**External**

**EXTERNAL CHARACTERISTICS**

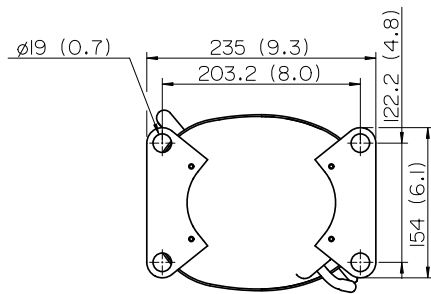
Base Plate		LARGE	
Tray Holder		NO	
<b>Connector</b>	<b>Internal Diameter</b>	<b>Shape</b>	<b>Material</b>
Suction	12.77 mm	VERTICAL	COPPER
Discharge	8 mm	SLANTED J	COPPER
Process	6.42 mm	VERTICAL	COPPER

## EXTERNAL DIMENSIONS

### SHELL



### BASE



### FENCE



Telpon : (021) 80627021 , (021) 55787961  
WhatsApp : 085722 611 888 (Chat Only)  
Email : sales@polarin.co.id

### PT. POLARIN XININDO

Pergudangan Duta Niaga No. 9BL/BK  
Jl. Halim Perdana Kusuma  
Jurumudi Baru, Benda - Tangerang 15124



POLARIN  
XININDO