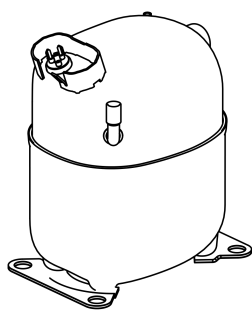


NJ9238GK



ENGINEERING CODE
943RJ11

REFRIGERANT
R-404A

POWER SUPPLY
230 V 60 Hz

APPLICATION
MBP

MOTOR TYPE
CSCR

STANDARD
AHRI

COOLING CAPACITY
3335 W

EFFICIENCY
1.81 W/W

DATA

GENERAL DATA

Model	NJ9238GK
Type	Hermetic Reciprocating
Technology	ON/OFF
Compressor Application	MBP
Expansion Device	Capillary Tube or Expansion Valve
Compressor Cooling	Fan/230
HP	1 1/2
Starting Torque	HST
Plant	SLOVAKIA

ELECTRICAL DATA

Start Winding Resistance	4.01 Ω at 25°C
Run Winding Resistance	1.23 Ω at 25°C
Locked Rotor Amperage (LRA) 60Hz	59 A
Rated Load Amperage (LMBP) at 60 Hz	10.3 A

MECHANICAL DATA

Displacement	32.67 cm ³
Oil Charge	750 ml
Oil Type	ESTER
Oil Viscosity	ISO22
Weight	22.1 Kg

ELECTRICAL COMPONENTS

Start Capacitor	130-156 μ f/330 V
Run Capacitor	30.0 μ f/400 V
CSR CSIR BOX	Yes
Starting Device Description	RVA4AL3C-649
Overload Protection	GA3RNU0002

PERFORMANCE

TESTED CONDITIONS

Tested Refrigerant	R-404A
Tested Application	MBP
Tested Standard	AHRI
Tested Cooling	Fan
Tested Voltage	230 V
Max Refrigerant Charge	800 g
Refrigerant Temperature	Dew

RATED POINTS

Condensing Temperature °C	Evaporating Temperature °C	Cooling Capacity W	Efficiency W/W	Power Consumption W	Current A	Gas Flow Rate kg/h
43.3	-6.7	3335	1.81	1845	-	99.8

Test Condition: Subcooling 0 K, Return Gas 18.3 °C. Data are an indication of performance based simulation.

PERFORMANCE CURVE

Condensing Temperature 35°C

Evaporating Temperature °C	Cooling Capacity W	Efficiency W/W	Power Consumption W	Current A	Gas Flow Rate kg/h
-20	2156	1.59	1352	-	56.52
-15	2731	1.82	1503	-	72.17
-10	3391	2.05	1658	-	90.42
-5	4135	2.29	1806	-	111.48
0	4962	2.57	1934	-	135.53

Test Condition: Subcooling 0 K, Return Gas 18.3 °C. Data are an indication of performance based simulation.

PERFORMANCE CURVE

Condensing Temperature 45°C

Evaporating Temperature °C	Cooling Capacity W	Efficiency W/W	Power Consumption W	Current A	Gas Flow Rate kg/h
-20	1746	1.26	1385	-	52.13
-15	2244	1.45	1544	-	67.59
-10	2811	1.63	1728	-	85.53
-5	3444	1.79	1924	-	106.13
0	4144	1.95	2121	-	129.60

Test Condition: Subcooling 0 K, Return Gas 18.3 °C. Data are an indication of performance based simulation.

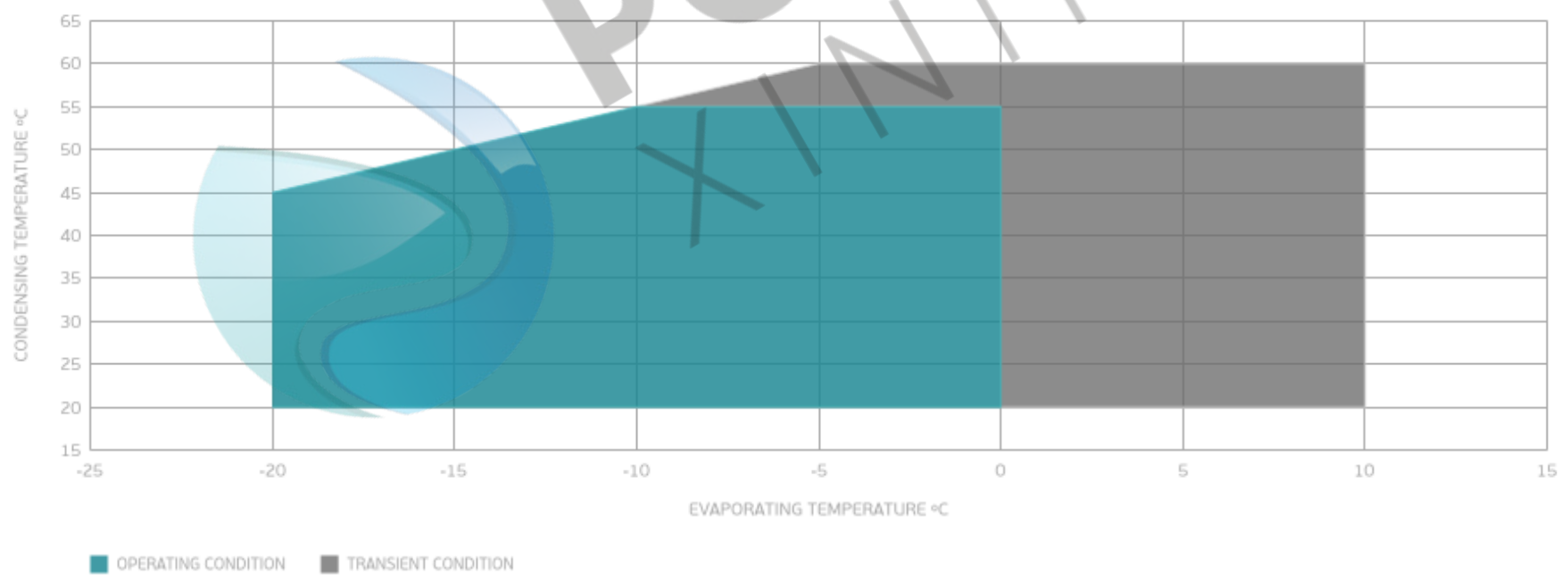
PERFORMANCE CURVE

Condensing Temperature 55°C

Evaporating Temperature °C	Cooling Capacity W	Efficiency W/W	Power Consumption W	Current A	Gas Flow Rate kg/h
-10	2193	1.26	1745	-	78.93
-5	2713	1.38	1963	-	99.14
0	3283	1.49	2202	-	122.07

Test Condition: Subcooling 0 K, Return Gas 18.3 °C. Data are an indication of performance based simulation.

ENVELOPE



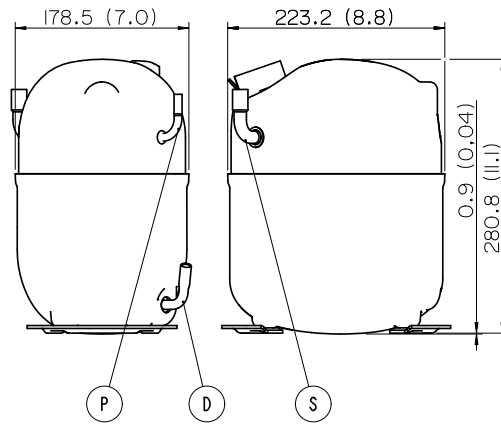
External

EXTERNAL CHARACTERISTICS

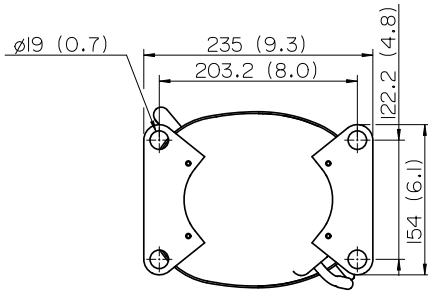
Base Plate		LARGE	
Tray Holder		NO	
Connector	Internal Diameter	Shape	Material
Suction	12.77 mm	VERTICAL	COPPER
Discharge	8 mm	SLANTED J	COPPER
Process	6.42 mm	VERTICAL	COPPER

EXTERNAL DIMENSIONS

SHELL



BASE



Telpon : (021) 80627021 , (021) 55787961
WhatsApp : 085722 611 888 (Chat Only)
Email : sales @polarin.co.id

PT. POLARIN XININDO

Pergudangan Duta Niaga No. 9BL/BK
Jl. Halim Perdana Kusuma
Jurumudi Baru, Benda - Tangerang 15124



POLARIN
XININDO